


<b>CODE</b>	<b>NA-305</b>	<b>TYPE</b>	<b>SILON 40 HC</b>
-------------	---------------	-------------	--------------------

COMPOSITION		
<b>Conveying surface</b>	Material	Non-woven polyester (PET)
	Thickness	--- mm --- in.
	Surface pattern	Rough
	Colour	Anthracite
	Coefficient of friction	LF
<b>Textile carcass</b>	Material	Polyester (PET)
	Plies no.	3
	Weft type	Flexible
<b>Driving surface</b>	Material	Non-woven polyester (PET)
	Thickness	--- mm --- in.
	Surface pattern	Rough
	Colour	Anthracite

TECHNICAL SPECIFICATIONS		
Total thickness	4.00 mm	0.16 in.
Weight	2.40 kg/m <sup>2</sup>	0.49 lbs./sq.ft
Elongation at 1%	10 N/mm	57.0 lbs./in.
Max. admissible pull	10 N/mm	57.0 lbs./in.
Temperature resistance <sup>(1)</sup>		
■ Min.	-20 °C	-4 °F
■ Max. - Single-z joint	100 °C	212 °F
■ Max. - Skived joint	120 °C	248 °F
<sup>(1)</sup> use of the belt with limit values may reduce its life		
Minimum roller diameter		
■ Knife edge	no	
■ Bending roller - Single-z joint	50 mm	2.0 in.
■ Bending roller - Skived joint	60 mm	2.4 in.
■ Counter-bending roller	80 mm	3.2 in.
Coefficient of friction on driving surface		
■ Raw steel sheet	0.20 [-]	
■ Laminated plastic/wood	0.25 [-]	
■ Steel roller	0.20 [-]	
■ Rubberized roller	0.30 [-]	
Max. production width	2000 mm	79 in.

COMPLIANCES	
REACH EC 1907/2006 Regulation and Amendments	



FEATURES	
Humidity influence	yes
Suitable to metal detector	no
Permanent antistatic dynamically (UNI EN ISO 21179)	yes
Static conductivity (UNI EN ISO 284)	yes
Conveying on skid bed	yes
Conveying on rollers	yes
Conveying on skid bed on top and return	yes
Troughed conveying	yes
Swan neck conveying	no
Inclined conveying	no
Accumulators belts	yes
Curved conveyor	no
Chemical resistances <a href="#">link</a>	11

SUITABLE FOR	
Textile: automatic cutting	
Wood industry	
Box folding industry	
Packaging	
Aéroports	
Materials handling	
Tanning industry	
Tin cans magnetic elevators	
Cutting tables	

NOTES	
Due to the product structure, these data represents a guideline only and can be changed without notice.	

Issue: 24-07-2009	Last Update: 11-12-2017
-------------------	-------------------------

**DISCLAIMER**  
 The information contained in this document describes the features of the CHIORINO product as tested in a laboratory environment at a temperature of +23 degrees C at 50% relative humidity. It does not necessarily reflect the conditions of industrial use and it does not guarantee the product to be suitable for certain applications. The client remains liable for the proper selection and correct use of the CHIORINO product. CHIORINO cannot be held responsible should damages arise from the use of its products. Necessary alterations to this data can be made without prior notice.

CODE NA-305

TYPE

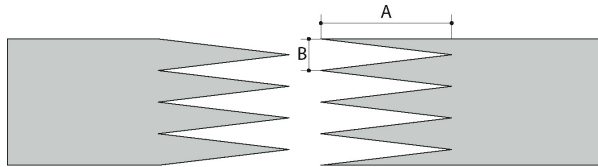
**SILON 40 HC**

Recommended joining procedure

SINGLE Z

Other joining methods can be used:

DIAGONAL SINGLE Z  
SKIVED JOINT '1'



A	80 mm
B	20 mm

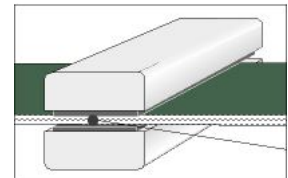
Check our general catalogue to get further info on CHIORINO joining methods.

• Pressing

Heating press P \ PL \ PLS

Press settings	
Upper platen temperature	165 °C
Lower platen temperature	165 °C
Temperature gauge setting	165 °C
Curing time in press	3 min.
Pressure	1,5 bar
Film	see notes
Cement	---

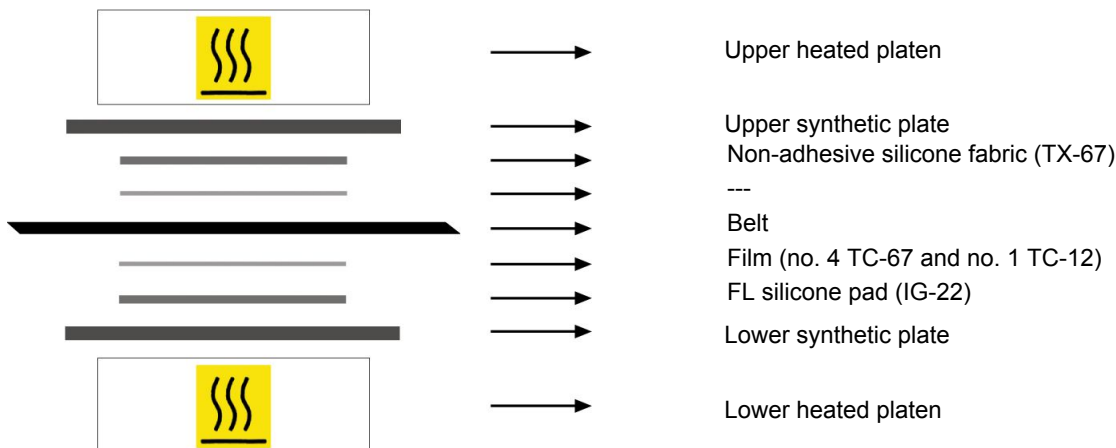
1. Use the KM330 thermometer to check the effective temperature inside the belt. Place the thermometer gauge as shown by the drawing at side.



2. Allow the cooling cycle to be completed before removing the belt from the press.

3. A reliable strength of the joint is ensured, providing that temperatures reached by the press are those indicated in the table at side. A periodical inspection of the thermostats is recommended, to make sure they function correctly.

• Layout of components



• Notes

1. Apply in sequence 4 layers of TC-67 + 1 layer of TC-12 film. PU layer on contact with the belt.
2. Space out the ends of 3 mm.

Issued: 12-02-2013

Last Update: 11-12-2017

**DISCLAIMER**

The information contained in this document describes the features of the CHIORINO product as tested in a laboratory environment at a temperature of +23 degrees C at 50% relative humidity. It does not necessarily reflect the conditions of industrial use and it does not guarantee the product to be suitable for certain applications. The client remains liable for the proper selection and correct use of the CHIORINO product. CHIORINO cannot be held responsible should damages arise from the use of its products. Necessary alterations to this data can be made without prior notice.

**CODE NA-305**
**TYPE**
**SILON 40 HC**
**• Recommended joining procedure**
**SKIVED JOINT '1'**

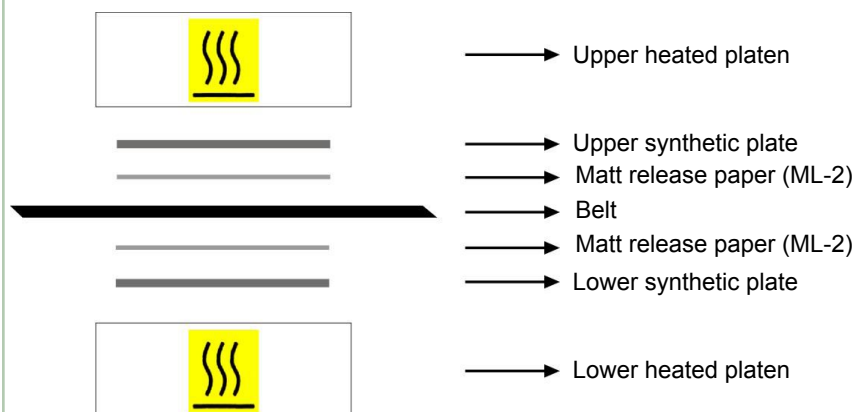

Check our general catalogue to get further info on CHIORINO joining methods.

**• Skiving instructions**

Skiver	Belt thickness mm	Length mm	Straight/ diagonal cut	Cam/ wedge number	Pulley				Top cover				
					T mm	B mm	Thickness adjustment	End stop switch of working plate	T mm	B mm	Thickness adjustment	End stop switch of working plate	
<b>B600 A</b>	4,0	50	Diagonal	1-10	10	15	17.70	---	---	---	---	---	---
<b>B300 SA</b>	---	---	---	---	---	---	---	---	---	---	---	---	---

**• Guide to the use of adhesives**

Pour the **I hardener** with the **R cement** (pot-life 2 hours).  
 Apply a thin layer of above mix on both splices.  
 Let dry for 5 minutes, then match the belt ends, paying attention to align properly.  
 Press according to the instructions shown.  
 To ensure best joint life it is advisable not to run or tension the belt for 24 hours.  
 Kit: **SINTECOL**

**• Layout of components**


Press settings	
Upper platen temperature	100 °C
Lower platen temperature	100 °C
Curing time in press	15 min.
Driving torque	30 Nm
Cooling time: it is recommended to remove the belt from the press once a temperature of 60/70 degrees C is reached.	

**• Notes**

Issue: 30-09-2005

Last Update: 30-01-2014

**DISCLAIMER**

The information contained in this document describes the features of the CHIORINO product as tested in a laboratory environment at a temperature of +23 degrees C at 50% relative humidity. It does not necessarily reflect the conditions of industrial use and it does not guarantee the product to be suitable for certain applications. The client remains liable for the proper selection and correct use of the CHIORINO product. CHIORINO cannot be held responsible should damages arise from the use of its products. Necessary alterations to this data can be made without prior notice.